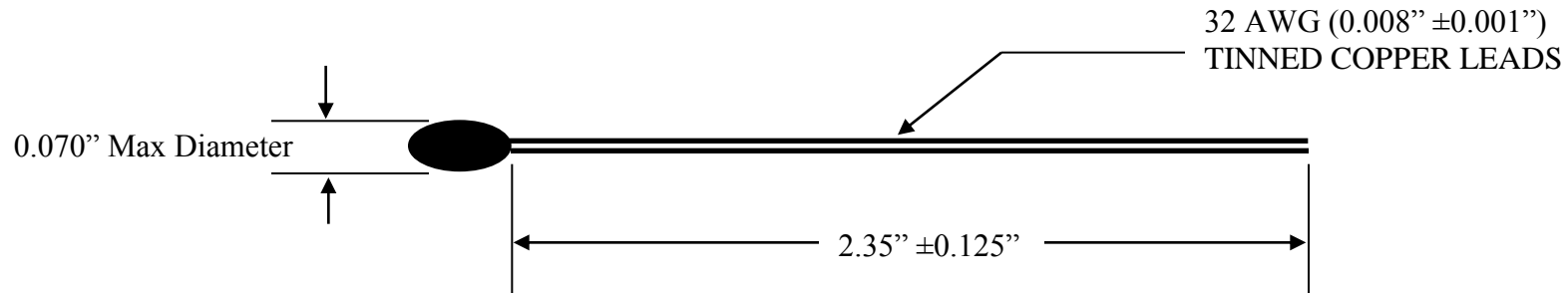



PART NUMBER: ACC-104




ELECTRICAL SPECIFICATIONS

Resistance @ 25°C	10,000Ω (See R/T Table Sheet 2)
Temperature tolerance from 0°C to 70°C	±0.1°C
Dissipation Constant	1mW / °C minimum
Thermal Time Constant	3.5 seconds nominal
Beta (0°C / 50°C)	3892°K
Max Power Rating	250 mW
Optional color code	Yellow

Rev:	Date:	Changes Made:
0	5/10/16	

DRAWN BY: C. Terry		 AMETHERM <i>Circuit Protection Thermistors</i>
DATE: 5/10/16	REV: 0	
ORIG. C. Terry	APPR: M. Samii	ACC-CURVE THERMISTOR
SHEET 1 of 2		ACC-104

RESISTANCE VS. TEMPERATURE TABLE				
TEMPERATURE °C	RESISTANCE LIMITS (OHMS)			TEMPERATURE ACCURACY (± °C)
	MINIMUM	NOMINAL	MAXIMUM	
-40		336,500		
-30		177,000		
-20		97,070		
-10		55,330		
0	32,482.4	32,650	32,817.6	0.1
10	19,804.0	19,900	19,995.9	0.1
20	12,419.8	12,490	12,560.2	0.1
25	9,956.0	10,000	10,044.0	0.1
30	8,022.5	8,057.0	8,091.5	0.1
40	5,305.5	5,327.0	5,348.5	0.1
50	3,589.2	3,603.0	3,616.7	0.1
60	2,479.0	2,488.0	2,497.0	0.1
70	1,746.0	1,752.0	1,758.0	0.1
80		1,255.0		
90		915.30		
100		678.30		
110		510.30		
120		389.30		
130		300.93		
140		235.27		
150		185.97		

DRAWN BY: C. Terry		 AMETHERM <i>Circuit Protection Thermistors</i>
DATE: 5/10/16	REV: 0	
ORIG. C. Terry	APPR: M. Samii	ACCU-CURVE THERMISTOR
SHEET 2 of 2		ACC-104